

1

2

3

4

5

6

7

8

Rev.	Description	Date	Drawn by	Checked by	Approved by
A	New Drawing	2006/12/26	Michael	Gavin	Stephen

A

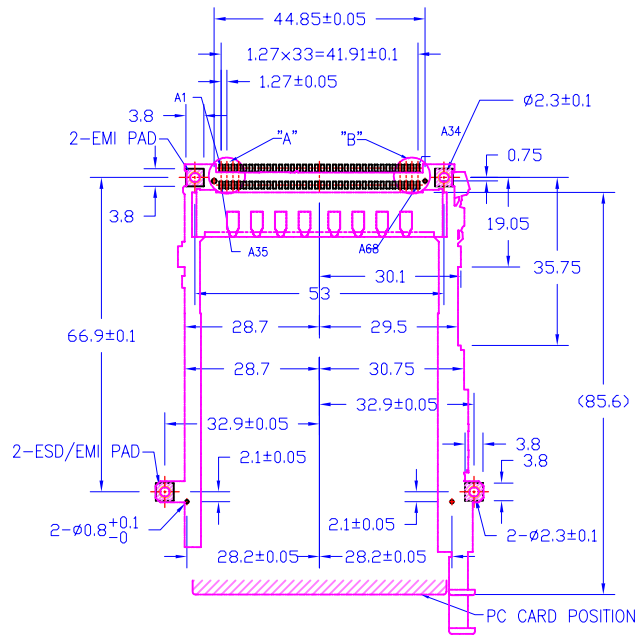
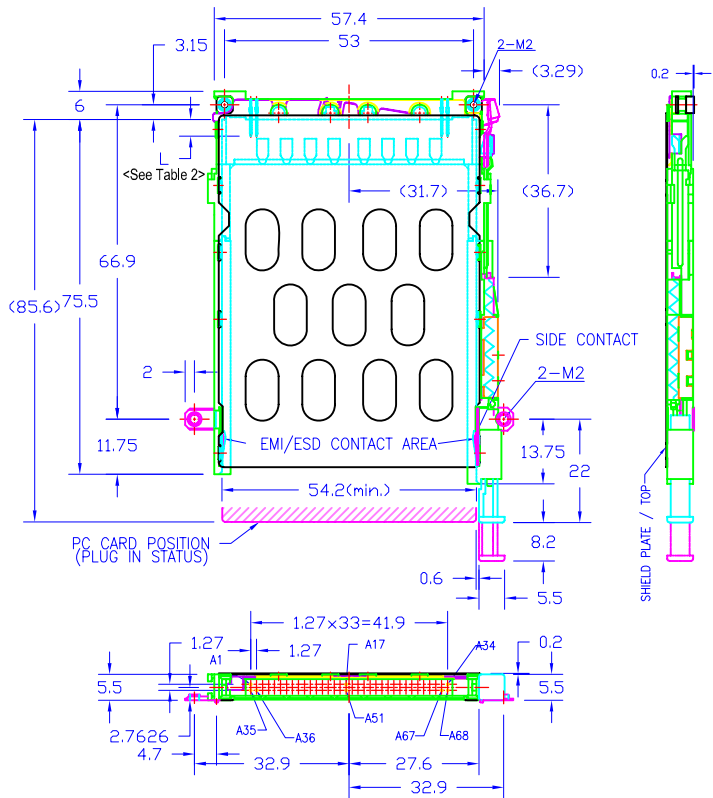
B

C

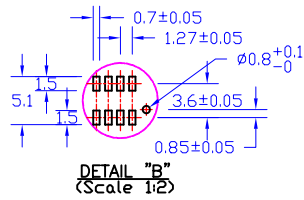
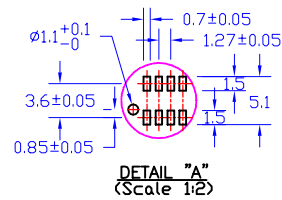
D

E

F



PCB Layout (Top View)



**NOTE:**

- Material and Finish:**  
 1. Housing: PBT (UL94V-0), Black.  
 2. Terminal: Copper Alloy, Gold Plating on Contact Area, Tin Plating on Solder Tail.
- Electrical Characteristics:**  
 1. Current Rating: 0.5 Amp. Max..  
 2. Dielectric Withstand Voltage: 500V AC RMS for 60Seconds.  
 3. Insulation Resistance: 1000M Ohms Min. at 500V DC.  
 4. Contact Resistance: 40m Ohms Max..
- Mechanical Characteristics:**  
 1. Operating Temperature: -20°C ~ +60°C  
 2. Contact Us for Customization.

**Table 1**

Part No.	Dimensions		
	H=5.5mm	Pos.	A B C
AEMCBX32B-068F	68		

**Table 2**

Part No. for L	
Pin Number	Dimensions
36,67	3.5mm
All Other Pins	4.25mm
1,17,34,35,51,68	5.00mm

**RoHS Compliant**

Tolerance 0.0 ±0.30 0.00 ±0.20 0.000 ±0.10	Drawn By <b>Michael</b>
	Checked By <b>Gavin</b>
	Approved By <b>Stephen</b>
Scale 1:1	Unit mm

**AECONN**

**Title**  
**1.27mm Pitch, PCMCIA Card, Surface Mount Vertical, 68P, Standoff:0.2mm**

**AECONN Technology Corp.**

Drawing No. MC032-S-01  
 Page 1/1

1

2

3

4

5

6

7

8

A

B

C

D

E

F