

1

2

3

4

5

6

7

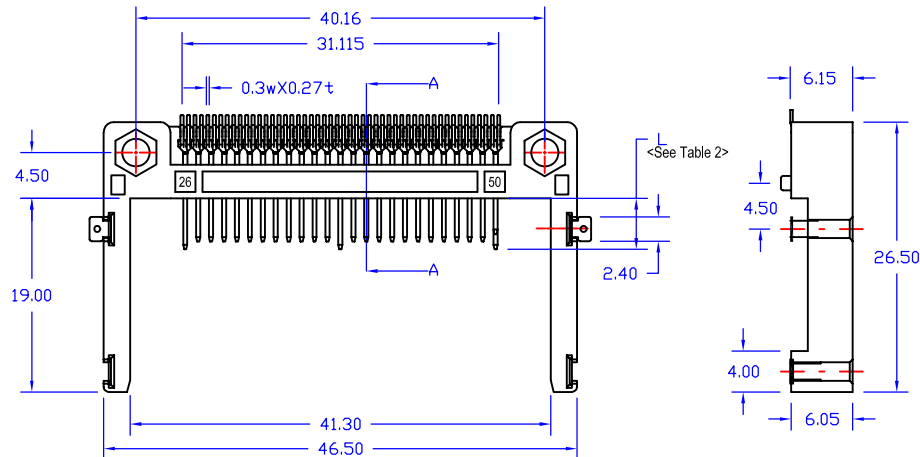
8

Rev.	Description	Date	Drawn by	Checked by	Approved by
A	New Drawing	2006/12/24	Michael	Gavin	Stephen

A

B

C



NOTE:

Material and Finish:

1. Housing: Hi. Temp. Plastic (UL94V-0), White.
2. Terminal: Copper Alloy, Gold Plating on Contact Area, Tin Plating on solder Tail.
3. Solder Tab: Brass, Tin Plating.

Electrical Characteristics:

1. Current Rating: 0.5 Amp. Max..
2. Dielectric Withstand Voltage: 500V AC RMS for 60Seconds.
3. Insulation Resistance: 1000M Ohms Min. at 500V DC.
4. Contact Resistance: 40m Ohms Max..

Mechanical Characteristics:

1. Operating Temperature: -40°C ~ +85°C
2. Contact Us for Customization.

D

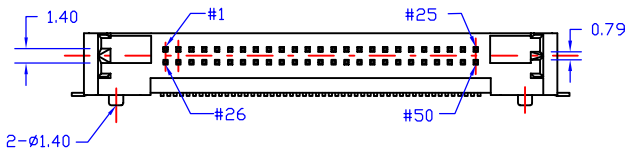
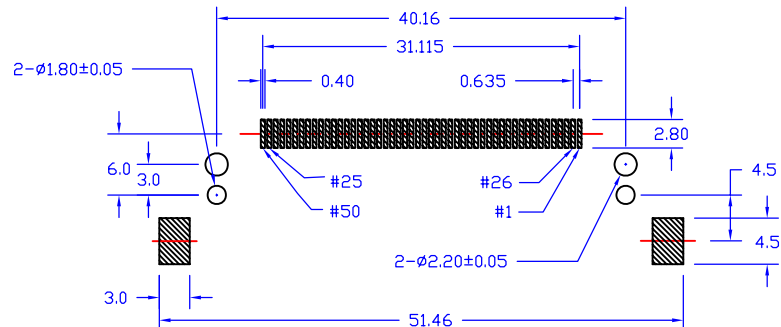


Table 1

Part No.	Dimensions			
	Pos.	A	B	C
H=6.05mm AEMCBS10B-050L	50			

E



PCB Layout
(Top View)

Table 2

Part No. for L	
Pin Number	Dimensions
25,26	3.5mm
All Other Pins	4.25mm
1,13,38,50	5.00mm

F

RoHS Compliant

Tolerance 0.0 ±0.30 0.00 ±0.20 0.000 ±0.10	Drawn By Michael		
	Checked By Gavin		Title 1.27mm Pitch, CF Card, Surface Mount, 50P, Normal Type, Standoff:1.65mm
	Approved By Stephen		AECOM Technology Corp.
Scale 1 : 1	Unit mm	Drawing No. MCO10-S-01 Page 1/1	

1

2

3

4

5

6

7

8