

1

2

3

4

5

6

7

8

A

B

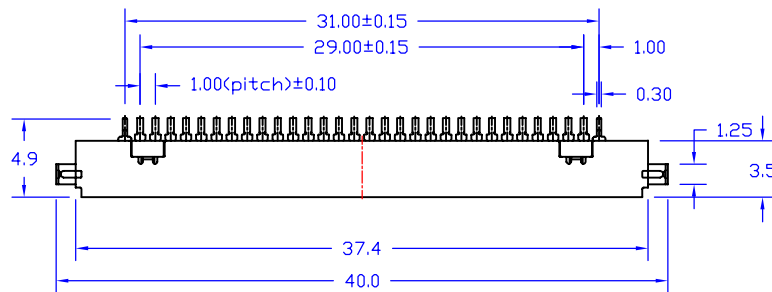
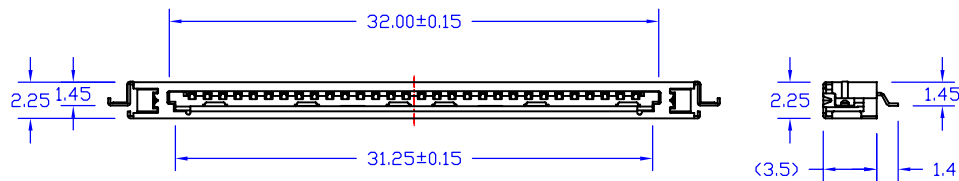
C

D

E

F

Rev.	Description	Date	Drawn by	Checked by	Approved by
A	New Drawing	2007/01/18	Michael	Gavin	Stephen



NOTE:

Material and Finish:

- 1. Housing: PA9T (UL94V-0), Black.
- 2. Terminal: Phosphor Bronze, Gold Plating on Contact Area, Tin Plating on Solder Tail.
- 3. Shield: SUS, Tin Plating.

Electrical Characteristics:

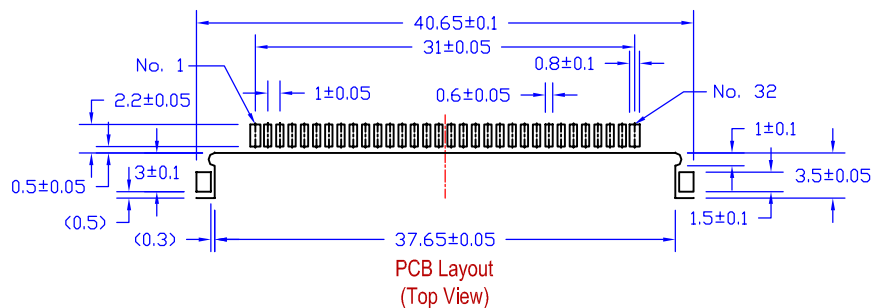
- 1. Current Rating: 1.0 Amp. Max..
- 2. Dielectric Withstand Voltage: 500V AC RMS for 60Seconds.
- 3. Insulation Resistance: 100M Ohms Min. at 100V DC.
- 4. Contact Resistance: 40m Ohms Max..

Mechanical Characteristics:

- 1. Operating Temperature: -25°C ~ +85°C
- 2. Contact Us for Customization.

Table 1

Part No.	Dimensions		
	H=2.25mm	Pos.	A B C
AEIF9S07B-030L	30		



RoHS Compliant

Tolerance 0 ±0.30 0.0 ±0.25 0.00 ±0.20	Drawn By Michael	
	Checked By Gavin	
	Approved By Stephen	
Scale 1 : 1	Unit mm	Title 1.00mm Pitch, Interface Slide, Offset Locking Type, 30P, Metal Shield, Female
		AECOM Technology Corp.

Drawing No. IF007-S-01
Page 1/1

1

2

3

4

5

6

7

8

F