

1

2

3

4

5

6

7

8

Rev.	Description	Date	Drawn by	Checked by	Approved by
A	New Drawing	2006/12/08	Michael	Gavin	Stephen

A

B

C

D

E

F

A

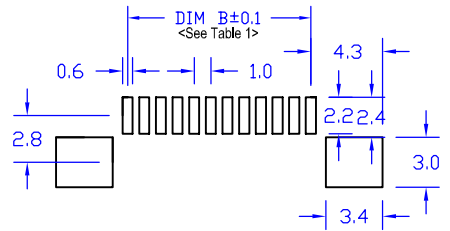
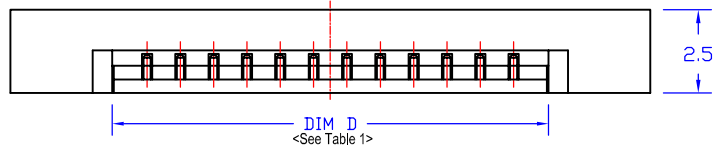
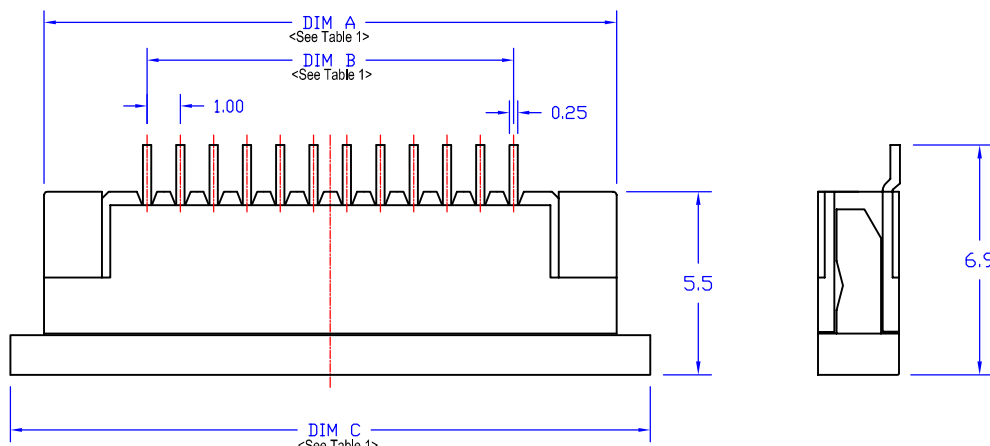
B

C

D

E

F



PCB Layout
(Top View)
(Scale 2:1)

NOTE:

Material and Finish:

1. Housing: Thermoplastic (UL94V-0), White.
2. Terminal: Phosphor Bronze, Tin Plating Over All.

Electrical Characteristics:

1. Current Rating: 0.5 Amp. Max..
2. Dielectric Withstand Voltage:
500V AC RMS for 60Seconds.
3. Insulation Resistance:
800M Ohms Min. at 500V DC.
4. Contact Resistance: 20m Ohms Max..

Mechanical Characteristics:

1. Operating Temperature: -25°C ~ +85°C
2. Contact Us for Customization.

Table 1

Part No.	Dimensions				
	H=2.5mm	Pos.	A	B	C
AEFF9B06G-004L	4	9.1	3.0	11.2	5.1
AEFF9B06G-005L	5	10.1	4.0	12.2	6.1
AEFF9B06G-006L	6	11.1	5.0	13.2	7.1
AEFF9B06G-007L	7	12.1	6.0	14.2	8.1
AEFF9B06G-008L	8	13.1	7.0	15.2	9.1
AEFF9B06G-009L	9	14.1	8.0	16.2	10.1
AEFF9B06G-010L	10	15.1	9.0	17.2	11.1
AEFF9B06G-011L	11	16.1	10.0	18.2	12.1
AEFF9B06G-012L	12	17.1	11.0	19.2	13.1
AEFF9B06G-013L	13	18.1	12.0	20.2	14.1
AEFF9B06G-014L	14	19.1	13.0	21.2	15.1
AEFF9B06G-015L	15	20.1	14.0	22.2	16.1
AEFF9B06G-016L	16	21.1	15.0	23.2	17.1
AEFF9B06G-017L	17	22.1	16.0	24.2	18.1
AEFF9B06G-018L	18	23.1	17.0	25.2	19.1
AEFF9B06G-019L	19	24.1	18.0	26.2	20.1
AEFF9B06G-020L	20	25.1	19.0	27.2	21.1
AEFF9B06G-021L	21	26.1	20.0	28.2	22.1
AEFF9B06G-022L	22	27.1	21.0	29.2	23.1
AEFF9B06G-023L	23	28.1	22.0	30.2	24.1
AEFF9B06G-024L	24	29.1	23.0	31.2	25.1
AEFF9B06G-025L	25	30.1	24.0	32.2	26.1
AEFF9B06G-026L	26	31.1	25.0	33.2	27.1
AEFF9B06G-027L	27	32.1	26.0	34.2	28.1
AEFF9B06G-028L	28	33.1	27.0	35.2	29.1
AEFF9B06G-029L	29	34.1	28.0	36.2	30.1
AEFF9B06G-030L	30	35.1	29.0	37.2	31.1



Tolerance 0.0 ±0.35 0.00 ±0.20	Drawn By Michael	AECONN
	Checked By Gavin	
Approved By Stephen	Title 1.00mm Pitch, FPC, Surface Mount Right Angle, Slide Type, Bottom Contact, H=2.5mm	
Scale 1 : 1	Unit mm	AECONN Technology Corp.

Drawing No. FP008-S-01
Page 1/1

1

2

3

4

5

6

7

8