

Rev.	Description	Date	Drawn by	Checked by	Approved by
A	New Drawing	2006/12/06	Michael	Gavin	Stephen

NOTE:

Material and Finish:

1. Housing: Thermoplastic (UL94V-0), White.
2. Terminal: Phosphor Bronze, Tin Plating Over All,

Electrical Characteristics:

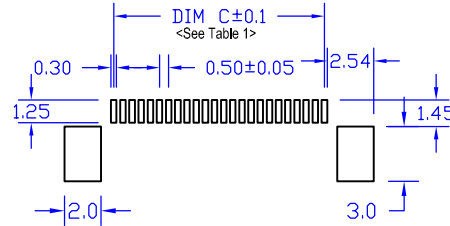
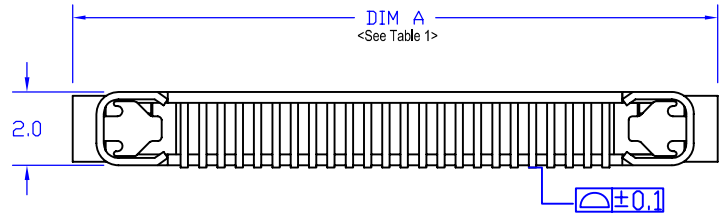
1. Current Rating: 0.4 Amp. Max..
2. Dielectric Withstand Voltage: 200V AC RMS for 60Seconds.
3. Insulation Resistance: 500M Ohms Min. at 100V DC.
4. Contact Resistance: 20m Ohms Max..

Mechanical Characteristics:

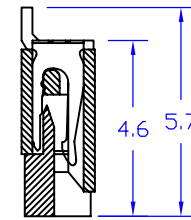
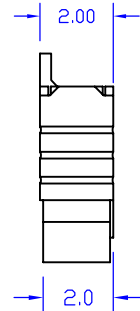
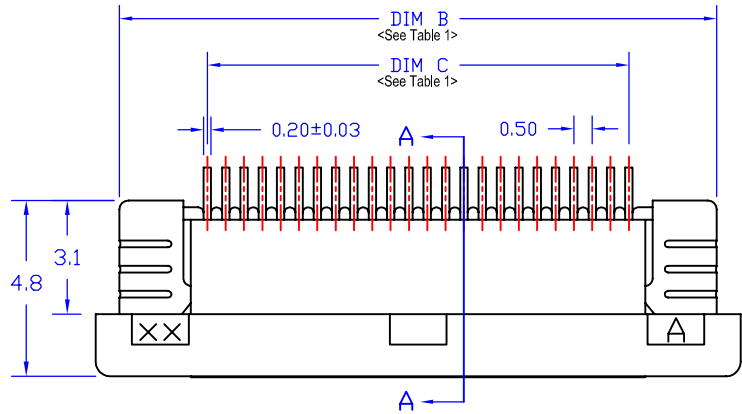
1. Operating Temperature: -25°C ~ +85°C
2. Contact Us for Customization.

Table 1

Part No.	Pos.	Dimensions			
		A	B	C	D
AEFP7T02G-035L	35	23.10	21.80	17.00	18.30
AEFP7T02G-036L	36	23.60	22.30	17.50	18.80
AEFP7T02G-037L	37	24.10	22.80	18.00	19.30
AEFP7T02G-038L	38	24.60	23.30	18.50	19.80
AEFP7T02G-039L	39	25.10	23.80	19.00	20.30
AEFP7T02G-040L	40	25.60	24.30	19.50	20.80
AEFP7T02G-041L	41	26.10	24.80	20.00	21.30
AEFP7T02G-042L	42	26.60	25.30	20.50	21.80
AEFP7T02G-043L	43	27.10	25.80	21.00	22.30
AEFP7T02G-044L	44	27.60	26.30	21.50	22.80
AEFP7T02G-045L	45	28.10	26.80	22.00	23.30
AEFP7T02G-046L	46	28.60	27.30	22.50	23.80
AEFP7T02G-047L	47	29.10	27.80	23.00	24.30
AEFP7T02G-048L	48	29.60	28.30	23.50	24.80
AEFP7T02G-049L	49	30.10	28.80	24.00	25.30
AEFP7T02G-050L	50	30.60	29.30	24.50	25.80
AEFP7T02G-051L	51	31.10	29.80	25.00	26.30
AEFP7T02G-052L	52	31.60	30.30	25.50	26.80
AEFP7T02G-053L	53	32.10	30.80	26.00	27.30
AEFP7T02G-054L	54	32.60	31.30	26.50	27.80
AEFP7T02G-055L	55	33.10	31.80	27.00	28.30
AEFP7T02G-056L	56	33.60	32.30	27.50	28.80
AEFP7T02G-057L	57	34.10	32.80	28.00	29.30
AEFP7T02G-058L	58	34.60	33.30	28.50	29.80
AEFP7T02G-059L	59	35.10	33.80	29.00	30.30
AEFP7T02G-060L	60	35.60	34.30	29.50	30.80



PCB Layout
(Top View)
(Scale 2:1)



SECTION A-A



Tolerance 0.0 ±0.35 0.00 ±0.20	Drawn By Michael	AECONN
	Checked By Gavin	
Approved By Stephen	Title 0.50mm Pitch, FPC, Surface Mount Right Angle, Slide Type, Top Contact, H=2.0mm	
Scale 1:1	Unit mm	AECONN Technology Corp.

RoHS Compliant

Drawing No. FP003-S-01
Page 1/1