

Rev.	Description	Date	Drawn by	Checked by	Approved by
A	New Drawing	2006/12/04	Michael	Gavin	Stephen

NOTE:

Material and Finish:

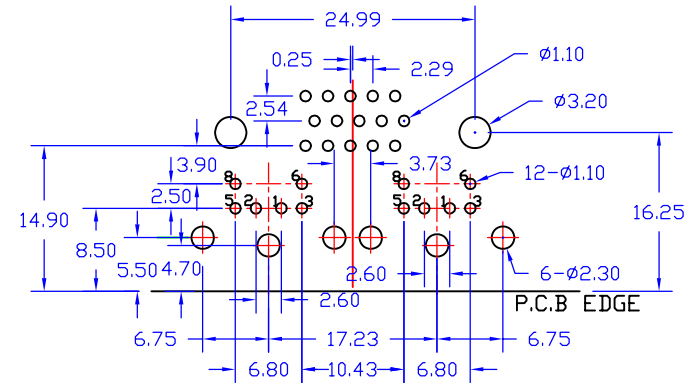
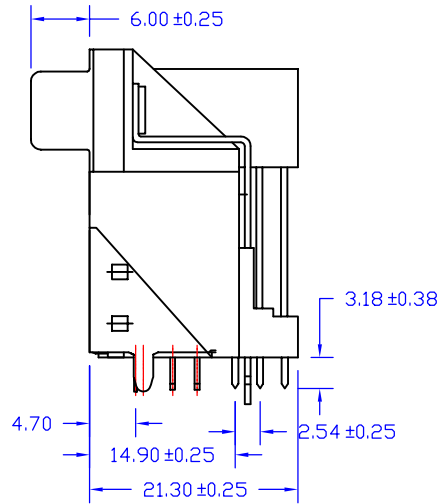
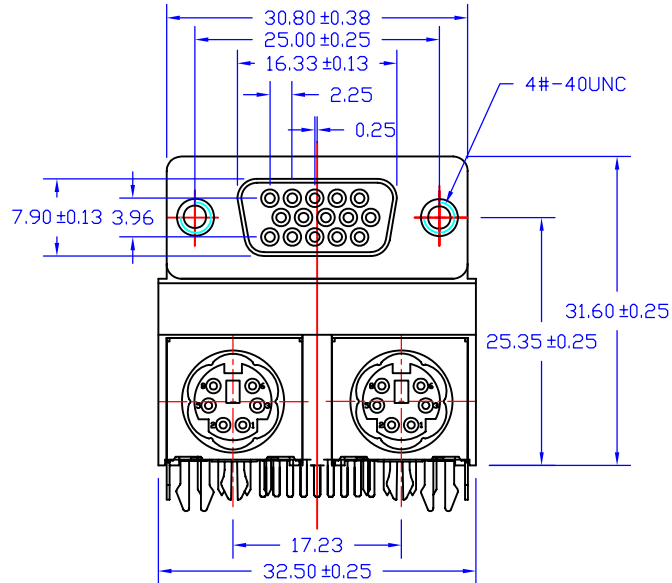
- Housing: PBT (UL94V-0), Blue.
- Terminal: Brass, Gold Plating on Contact Area, Tin Plating on solder Tail.
- Shield: Cold Roller Steel, Nickel Plating.

Electrical Characteristics:

- Current Rating: 3.0 Amp. Max..
- Dielectric Withstand Voltage: 1000V AC RMS for 60Seconds.
- Insulation Resistance: 5000M Ohms Min. at 500V DC.
- Contact Resistance: 25m Ohms Max..

Mechanical Characteristics:

- Operating Temperature: -55°C ~ +105°C
- Contact Us for Customization.



PCB Layout
(Top View)

Table 1

Part No.	Dimensions			
	Pos.	A	B	C
15P Female	15			
AEDSFR09B-015F	15			

Tolerance	0.0 ±0.38 0.00 ±0.25 0.000 ±0.13	Drawn By Michael	AECONN	
		Checked By Gavin		Title D-Sub & 2 Mini DIN, DIP Right Angle, Top: 15P HD Female, Bottom: 6P Mini DIN*2
		Approved By Stephen		AECONN Technology Corp.
Scale 1:1	Unit mm			

RoHS Compliant