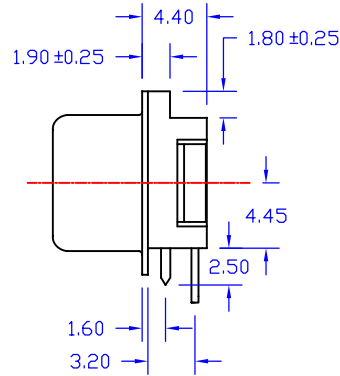
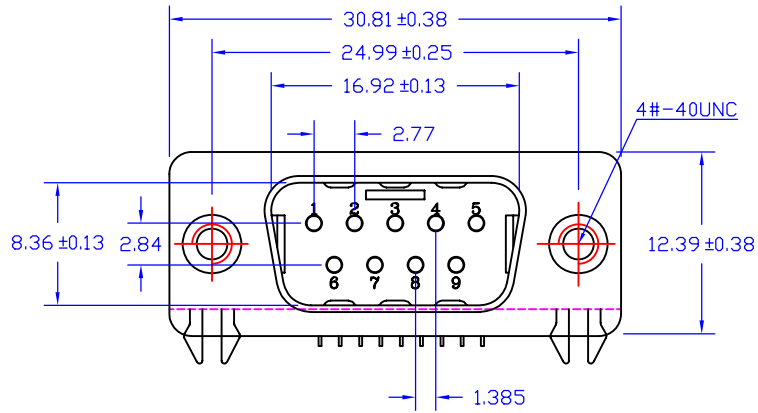


| Rev. | Description | Date | Drawn by | Checked by | Approved by |
|------|-------------|------------|----------|------------|-------------|
| A | New Drawing | 2006/11/30 | Michael | Gavin | Stephen |
| | | | | | |
| | | | | | |



NOTE:

Material and Finish:

1. Housing: PBT (UL94V-0), Green.
2. Terminal: Brass, Gold Plating on Contact Area, Tin Plating on solder Tail.
3. Shield: Cold Roller Steel, Nickel Plating.

Electrical Characteristics:

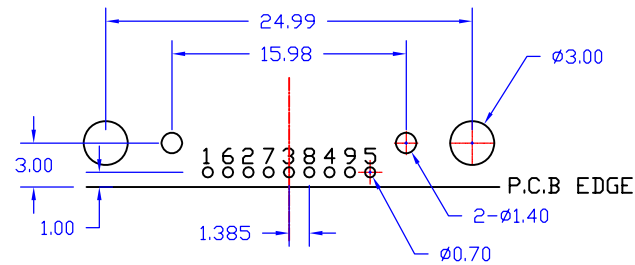
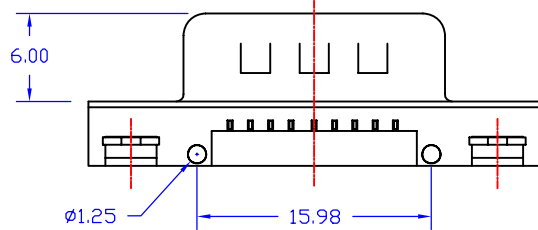
1. Current Rating: 3.0 Amp. Max..
2. Dielectric Withstand Voltage: 1000V AC RMS for 60Seconds.
3. Insulation Resistance: 5000M Ohms Min. at 500V DC.
4. Contact Resistance: 25m Ohms Max..

Mechanical Characteristics:

1. Operating Temperature: -55°C ~ +105°C
2. Contact Us for Customization.

Table 1

| Part No. | Dimensions | | | |
|----------------|------------|---|---|---|
| | Pos. | A | B | C |
| 9P Male | 9 | | | |
| AEDSIR01B-009F | 9 | | | |



PCB Layout
(Top View)

| | |
|-----------|-------------|
| Tolerance | 0.0 ±0.38 |
| | 0.00 ±0.25 |
| | 0.000 ±0.13 |

Drawn By
Michael

Checked By
Gavin

Approved By
Stephen

AECONN

Title
**D-Sub, DIP Right Angle,
Slim Type, 9P Male**

AECONN Technology Corp.

Drawing No. DS001-S-01
Page 1/1

RoHS Compliant